


OSSLT MSIP Prep

Day 3
Tuesday March 27, 2012

Reading Practice: News Article

- Complete the reading task on page 2 of booklet 1

Teen's Recycling Recipe Bags Award



Reading Practice: Answers

1. Which paragraph describes the events that happen first

B paragraph 3

Rationale:
Paragraph 3 provides the first chronological plot point.
Paragraph 1 and 2 introduces the topic

Reading Practice: Answers

2. What is the meaning of "hypothesis" as used in paragraph 5?

C a prediction

Rationale:
Burd gives on 'if...than' statement that makes a guess at what would happen in an experiment.

Reading Practice: Answers

3. What is responsible for the decomposition of plastic bags?

A bacteria

Rationale:
Burd degraded the plastic by adding bacteria to a solution.

Reading Practice: Answers

4. What is the purpose of the information inside the parentheses in paragraph 6?

A It provides an explanation.

Rationale:
It explains the term ployethylene.

Reading Practice: Answers

5. Why did Burd's experiment win the top Prize?

A It could solve a significant problem

Rationale:
Bags usually take 1000 years to decompose and clog landfills as a result. Burd's experiment changes the decomposition time dramatically. (1000's of years to only months)

Mark Rationale for Summary Answers

Q6: Explain how Burd's project demonstrates the work of a scientist. Use details from the selection and your own ideas to support your answer.

| Code | Descriptor |
|-----------------------|---|
| Blank | nothing written or drawn in the lined space provided |
| illegible* | response is illegible An illegible response cannot be read. A comment on the task (e.g., I don't know.) |
| Off topic/ Incorrect* | response is off-topic, irrelevant or incorrect A typical off-topic response has no connection to the selection or the question. A typical irrelevant response comments on the selection or topic (e.g., I've taken a science class) or only restates the question (e.g., The project demonstrates the work of a scientist) with no support. A typical incorrect response provides an answer based on a misunderstanding of the question AND/OR the ideas in the selection. |

Mark Rationale for Codes 10-30

| | |
|---------|--|
| Code 10 | <ul style="list-style-type: none"> response indicates minimal reading comprehension response provides minimal or irrelevant ideas and information from the reading selection <p>The response provides an example of Burd's actions with no link to the work of a scientist.</p> <p>OR</p> <p>The response provides an example of the work of a scientist (e.g., research, test) supported with</p> <ul style="list-style-type: none"> no details from the selection (e.g., only own ideas). OR irrelevant details from the selection (e.g., retelling of events). |
| Code 20 | <ul style="list-style-type: none"> response indicates some reading comprehension response provides vague ideas and information from the reading selection; it may include irrelevant ideas and information from the reading selection <p>The response provides vague support from the selection to explain an example of how Burd/Burd's project demonstrates the work of a scientist.</p> <p>The response often requires the reader to make the connection between the work of a scientist and supporting detail(s).</p> |
| Code 30 | <ul style="list-style-type: none"> response indicates considerable reading comprehension response provides accurate, specific and relevant ideas and information from the reading selection <p>The response uses specific and relevant support from the selection to explain clearly an example of how Burd/Burd's project demonstrates the work of a scientist.</p> |

Summary Answers: Code 10

Q6: Explain how Burd's project demonstrates the work of a scientist. Use specific details from the selection and your own ideas to support your answer.

Burd's project demonstrates the work of a scientist because when Burd noticed a problem, he decided to try to figure out a solution. Burd did research, found out different facts, and then got right to work experimenting. He made a hypothesis and found a solution to the problem.

Annotation:
The response provides an example of the work of a scientist while retelling the events in the selection (e.g., noticed a problem, figure out a solution, did research). There are no details from the selection used to support the response.

Summary Answers: Code 20

Q6: Explain how Burd's project demonstrates the work of a scientist. Use specific details from the selection and your own ideas to support your answer.

Burd's project demonstrated the work of a scientist by how he went to the landfill to collect samples in paragraphs and by his knowledge of chemicals and how to use them.

Annotation:
The response identifies an example of how Burd/Burd's project demonstrates the work of a scientist (collect samples) and supports it with details from the selection (went to the landfill). The reader must make the connection between the detail and the work of a scientist.

Summary Answers: Code 30

Q6: Explain how Burd's project demonstrates the work of a scientist. Use specific details from the selection and your own ideas to support your answer.

Burd's project demonstrates the work of a scientist because he discovered and isolated a micro-organism that is responsible for breaking down plastic bags. Burd used polyethylene and a solution to encourage bacterial growth to test his hypothesis. Burd's idea is very advanced and could solve a lot of problems worldwide.

Annotation:
The response identifies an example of how Burd/Burd's project demonstrates the work of a scientist (discovered and isolated) and clearly explains it with specific and relevant support from the selection (micro-organism that is responsible for breaking down Plastic bags).

How to Write a News Report

- **Style:**
- Write in full sentences, using correct spelling, grammar, and punctuation
- Write in a formal style. Avoid slang.
- Your audience is an adult.
- Avoid stating your opinion. You are reporting facts only.

How to Write a News Report

- **Content:**
- Look closely at the headline and photograph. Imagine a real event that could relate to them.
- Make up the information and the facts about the event.
- Don't forget to write down the headline at the top of your answer.

How to Write a News Report

- **First Paragraph:**
- **THE WHO** (use real names)
- **THE WHAT** (tell what happened)
- **THE WHEN** (be specific with date and time of day, if applicable)
- **THE WHERE** (be as specific as possible— name the building, city, even the address!)

How to Write a News Report

- **Second Paragraph:**
- **THE WHY** (explain the reasons for and behind the newsworthy event)
- **THE HOW** (describe how the event happened, in chronological order)

How to Write a News Report

- **Third Paragraph:**
- Include one or two quotation(s) from someone concerned with the event (e.g. an outlooker, a participant, a concerned citizen, etc.)
- Use correct dialogue format, with correct punctuation
- Explain who the person is and who is being quoted

How to Write a News Report

- **Fourth Paragraph:**
- End by answering the question (what is going to happen next...?)
- This gives background information
- Avoid using a quotation to end the article

Teacher Insights –

Have the students look at the news article booklet 1 page 2 and use it a template while they write their own news report


Writing Practice: Code 50

Storm Shuts Down Region

→ Last December, city in Ontario suffered at the hands of Mother Nature. There was a huge snowstorm that left the citizens buried under four feet of snow.

→ Schools and workplaces had to be shut down so the city could decide what to do and how to fix the mess.

→ "It took me over three hours to clear my driveway and another half hour to clear my car," says one citizen, name.



Writing Practice: Code 50 cont'd

→ Another local citizen, name, gave us his thoughts. "I woke up the first morning and looked out the window. My first thought was 'the kids are going to have a snowday.' Then I got a call from my boss telling me not to come in today. My wife got the day off too. We spent the rest of the day trying to clear our driveway."

→ A man who helped plough the roads gave us his opinion as well. "The snow on the roads was four feet deep and heavy. It took over three days and a million dollars to get it all cleared up."


→ The people of city really suffered the wrath of Mother Nature. Fortunately, no one was hurt and no basements flooded.

Annotation:
There is a clear and consistent focus on an event (huge snowstorm). There are sufficient and specific supporting details (four feet of snow, Mary Hathaway, Logan Hod, three hours, another half hour, a million dollars, basements flooded). Quotations add additional details (personal perspectives from a citizen and a man who ploughs the road). Organization is logical. The final paragraph returns to the idea of "Mother Nature" from the first paragraph.

Writing Practice: Code 60

Storm Shuts Down Region

On Tuesday, March 8th, a snowstorm hit the southern coast of Ontario, shutting down much of the area. The storm that started from Newbury, name, hit at city and reached city clearing region many regions, specifically the region. name, a regional weather official, says "could have been predicted but we weren't expecting the huge amount this late in the year." The storm closed down schools, buses and even universities. "The problem is that we weren't even warned about it so we were very unprepared. We actually didn't have our equipment ready because first level about it," says name, name of the region's experts in snow management.



Writing Practice: Code 60 cont'd

The storm caused many citizens to get stuck in the road for as much as 4 hours. The depth of the snow was so high that clearing snow was a huge task. Says old Jack, one of the senior citizens. "Due to this disaster many plans, meetings and lessons were delayed. Students were advised not to even attempt going to school after one student, name, slipped into a storm water hole and broke her leg. "It was very scary, a car was trying to break free from the wheel and my body was half buried in snow," she says. The mayor of city declared this day "zero day" since nothing could get done. "I guess this is a once in a lifetime event. We need to always be prepared for snow," she says. A former Canadian weatherman always had a remarkable history.

Annotation:
There is a clear and consistent focus on an event (snowstorm). Sufficient specific supporting details (southern coast of Ontario, Vancouver, 24 km/h, York Region, Mary Kate, 170 cm, 1978, 50 cm) are thoughtfully chosen to develop the news report. Organization is coherent. Quotations are effectively placed. Final statement is an effective conclusion, connecting to the ideas in the response.

End of the Session

- Collect all materials
- See you on **Wednesday**